

COVID Bio-Medical Waste Management

Pranav Tripathi



Overview

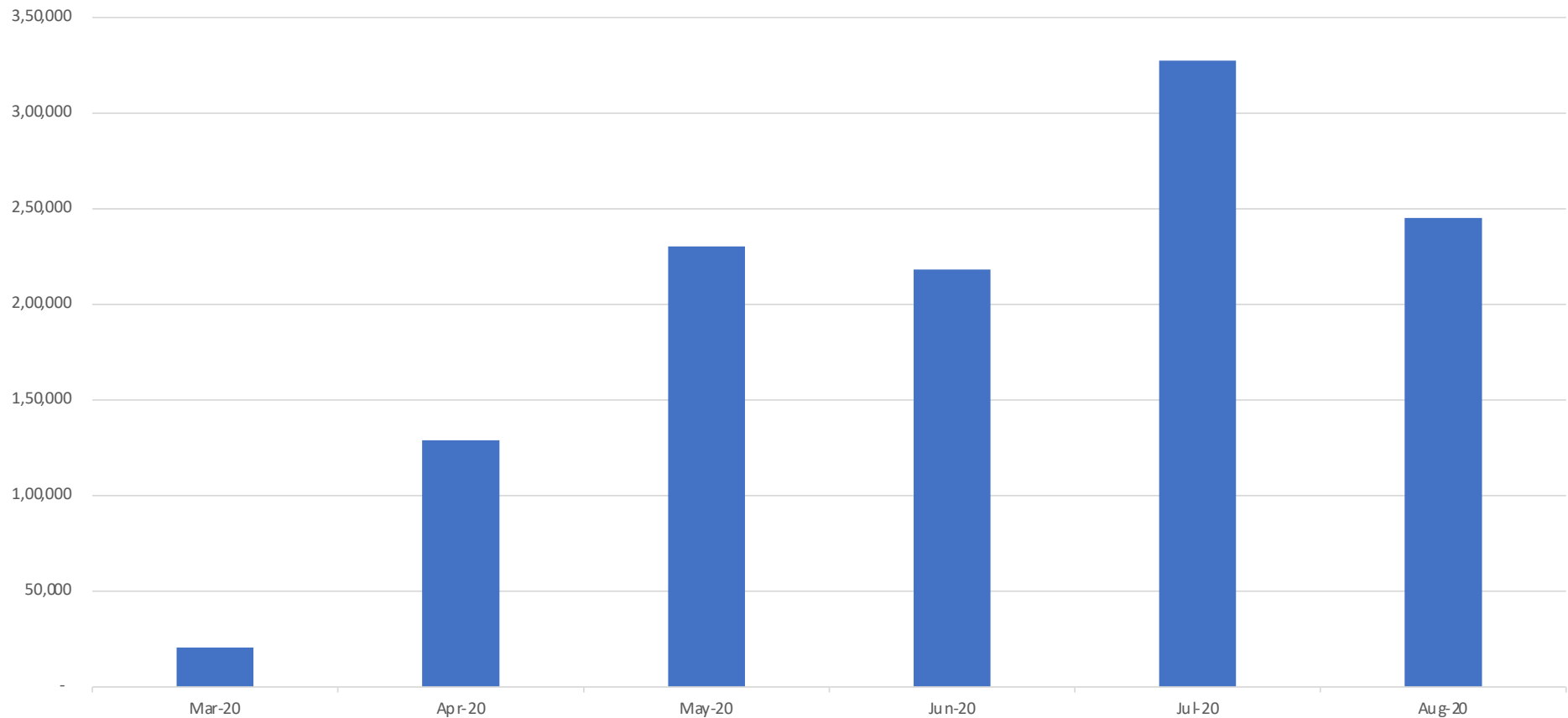
Installed Capacity		Delhi	Gurugram	Units
Incineration		25	10	Tonnes per day
Autoclave		9	10	Tonnes per day
Total		34	20	Tonnes per day

Utilized Capacity		Delhi	Gurugram	Units
Incineration		10	7	Tonnes per day
Autoclave		7	3	Tonnes per day
Total		17	10	Tonnes per day

COVID Waste Growth Trends - Delhi

KGs per month

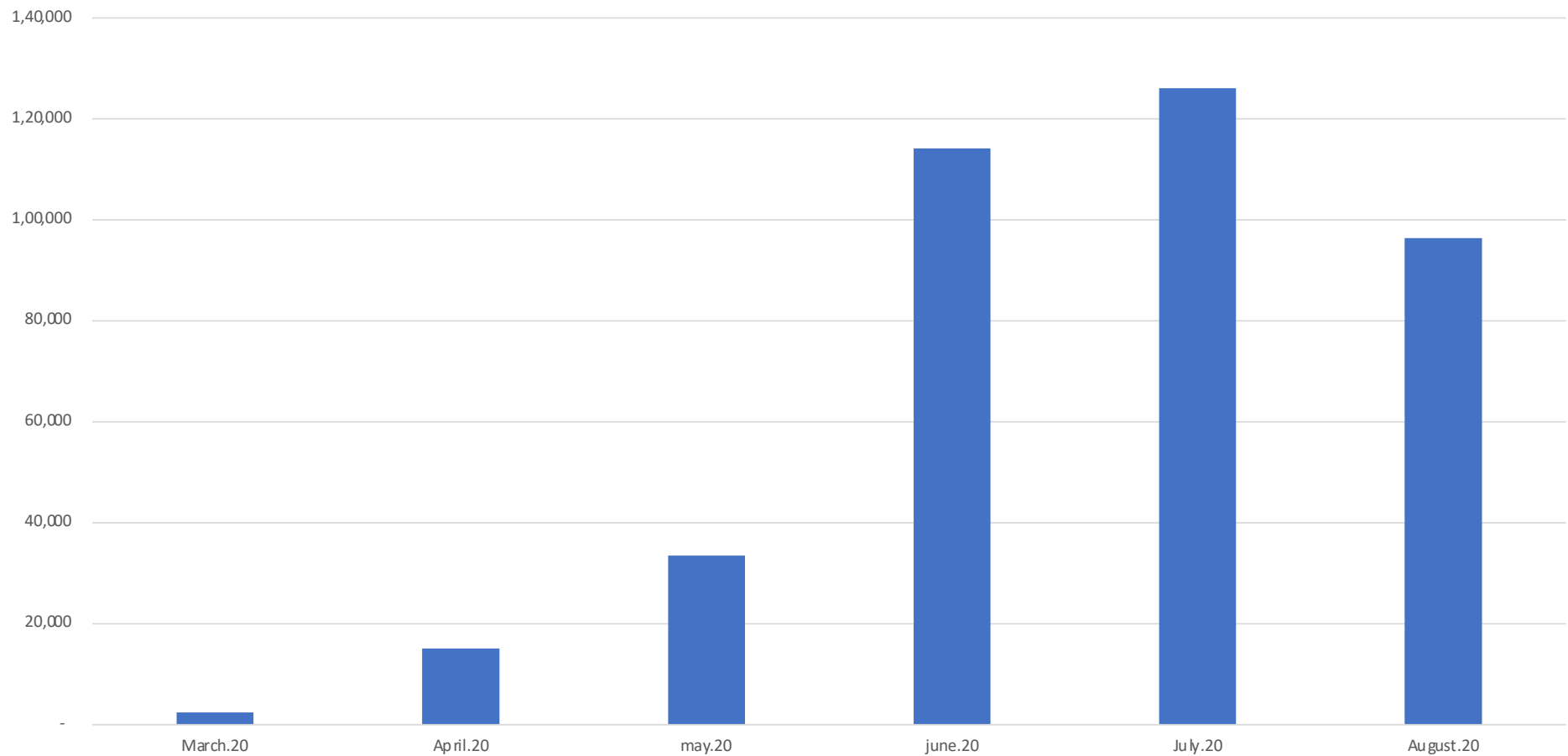
Growth Trends



COVID Waste Growth Trends - Gurgaon

KGs per month

Growth Trends



PPE'S

BIO MEDICAL WASTE COLLECTION STAFF





TEMPERATURE CHECK OF BIOTIC
STAFF EQUIPPED AT DUTY IN

BIOTIC STAFF EQUIPPED WITH PPE



COLLECTION AND TRANSPORTATION OF COVID WASTE FROM HOSPITALS



-WEIGHING

-RECORD MAINTENANCE

-WEIGHING

-RECORD MAINTENANCE



LOADING OF COVID WASTE IN DEDICATED VEHICLES





HANDING OVER OF COVID WASTE BY HOME QUARANTINE



RECEPTION OF WASTE AT CBWTF



DISINFECTION OF COVID WASTE COLLECTION VEHICLES AT CBWTF



DISPOSAL OF COVID WASTE AT CBWTF THROUGH CONVEYOR SYSTEM



THROUGH CONVEYOR SYSTEM THE WASTE IS FED INTO ROTARY INCINERATION FOR BURNING AT HIGH TEMPERATURES

